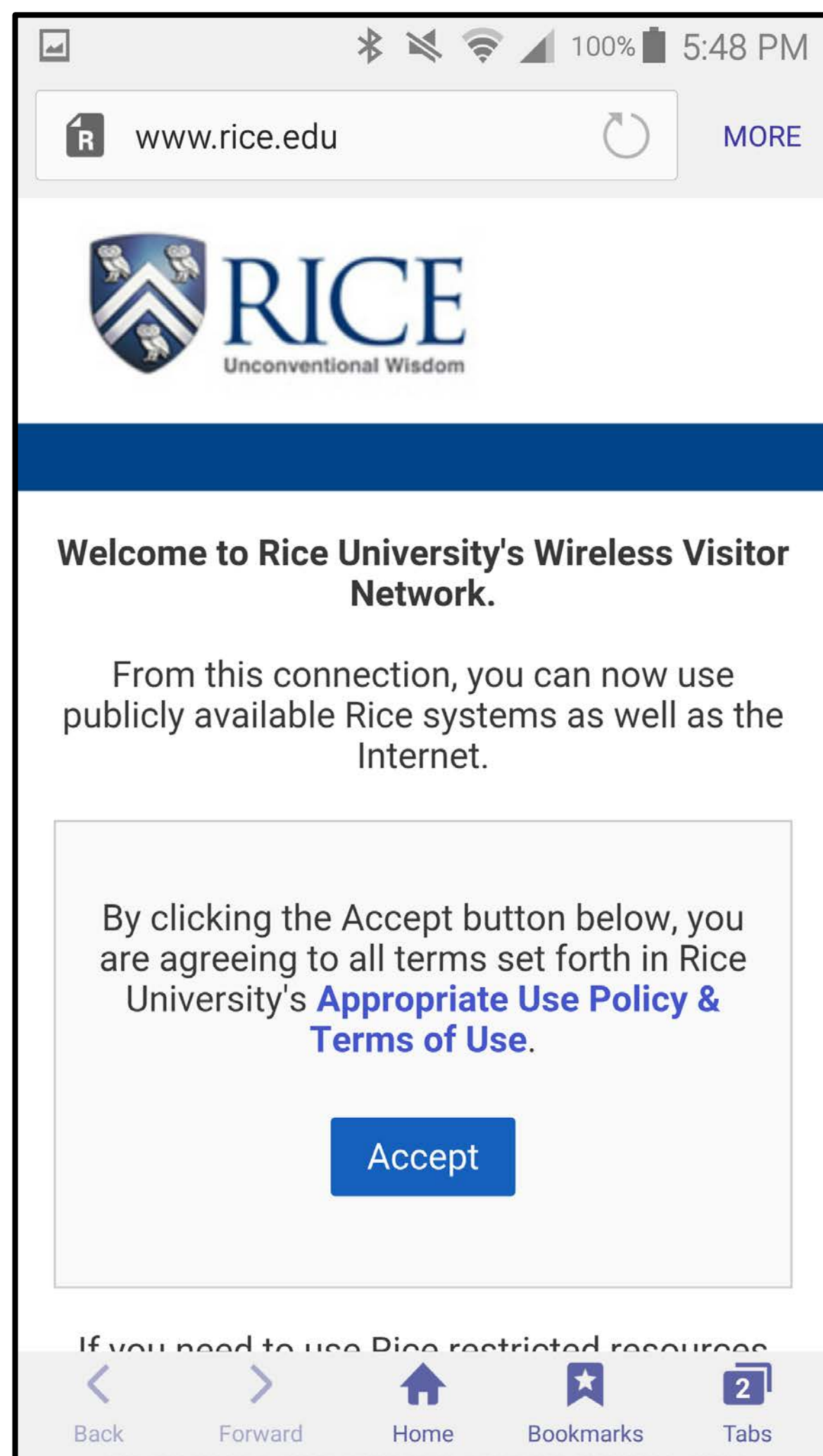



Step 1: Connect to WiFi (optional)



Connect to **Rice Visitor Network**
(or use your cell service)

Open a Browser Window
Click **“Accept”**

Step 2: Log into Startup Rounds



Login: app.StartupRounds.com

User ID: YourEmailAddress.com

Password: YourEmailAddress.com
(if you have never logged on)

Cannot use Microsoft Internet Explorer Browser

Step 3: Click on "Score Team"



StartupRounds



chris.wettig@legendseniorliving.com

Teams

Judge

Judging

Search

Event Name	Round	Panel	Deadline	Teams	Action
2017 Rice Business Plan Competition	3/4	All Teams	N.A.	Team Summary	Score Teams

Click on Score Teams

Step 4: Click on "Absolute Score"




2017 Rice Business Plan Competition - Round 3 - All Teams

Please complete the following Scorecards. Only scores and comments from the 'Feedback' scorecard will be released to the teams. **Please scroll to make sure you complete all questions in each scorecard.**

Last modified:


Absolute Score

Click on "Absolute Score"



Please open the Feedback tab to begin the judging process.

Step 5: Score after each Pitch



Last modified: Mar 30, 2017 10:28:22 PM





Absolute Score ✓

Complete after reviewing all materials.
Please give each team an absolute score from best (1) to worst (5).

Absolute Ranking Legend:

- 1 - Invest ASAP
- 2 - Good likelihood of investing
- 3 - Indifferent
- 4 - Low probability of investing
- 5 - Could NOT imagine investing

Click on 1, 2, 3, 4. or 5

	Test Candle Company	<input checked="" type="radio"/> 1	<input type="radio"/> 2	<input type="radio"/> 3	<input type="radio"/> 4	<input type="radio"/> 5
	Liquid Oxygen	<input type="radio"/> 1	<input checked="" type="radio"/> 2	<input type="radio"/> 3	<input type="radio"/> 4	<input type="radio"/> 5
	Team R2D2	<input checked="" type="radio"/> 1	<input type="radio"/> 2	<input type="radio"/> 3	<input type="radio"/> 4	<input type="radio"/> 5
	Coffee Couch	<input type="radio"/> 1	<input type="radio"/> 2	<input checked="" type="radio"/> 3	<input type="radio"/> 4	<input type="radio"/> 5

1 = Best
2 = Next Best
⋮
5 = Worst

Step 6: Click "Save" at the Bottom



Click "Save" at bottom

Each time you press Save, the "Last Modified" date and time updates